


## DEPARTMENT LISTING

Use the grid references below and the hospital site map overleaf to find your destination.

DEPARTMENT NAME	MAP REFERENCE & LEVEL
Adult Day Care	<b>J27</b>
Antenatal Clinic	<b>L22</b>
Audiology	<b>J11</b> Level 2
Biomedical Engineering	<b>J5</b> Level 2
Blood Bank	<b>I25</b>
Cancer Care Centre	<b>N21</b>
Cannabis Clinic	<b>J27</b>
Cardiac Diagnostics	<b>J7</b> Level 2
Cardio-Respiratory Ward (CCU)	<b>I7</b> Level 2
Cashier	<b>K6</b> Level 2
Chapel	<b>J9</b> Level 3
Clinical Information Service	<b>I8</b> Level 2
Community Health	<b>I28</b> HSB
Community Midwives Clinic	<b>J8</b> Level 3
Delivery Suite	<b>J8</b> Level 3
Dental Clinic	<b>G31</b>
Diabetes Clinic	<b>J27</b>
Discharge Planner	<b>K9</b> Level 3
Domestic Services	<b>K5</b> Level 1
Drug Treatment Centre	<b>E12</b> Level 2
EEG & Neurophysiology	<b>J7</b> Level 2
<b>Emergency Department</b> 	<b>L8</b> Level 2
Endoscopy Unit	<b>J5</b> Level 3
Executive Administration	<b>J2</b> Level 2
Family Care Cottage	<b>H25</b>
Food Services Kitchen	<b>K6</b> Level 1

## DEPARTMENT LISTING

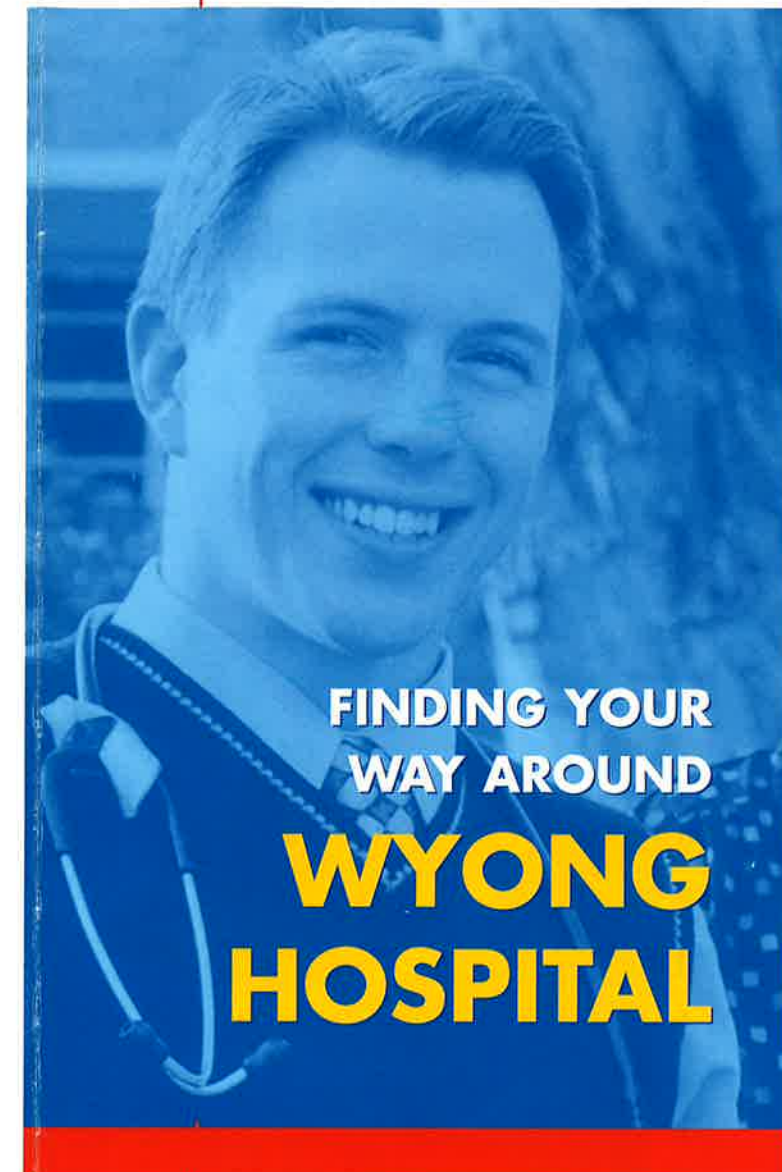
Use the grid references below and the hospital site map overleaf to find your destination.

DEPARTMENT NAME	MAP REFERENCE & LEVEL
Florist	<b>L6</b> Level 2
Harm Minimisation Team (HMT)	<b>J27</b>
Health Services Kitchen	<b>J27</b>
Helipad	<b>F15</b>
High Dependency Unit	<b>L9</b> Level 3
Hydrotherapy Pool	<b>F17</b>
Internal Transport	<b>Louisiana House</b>
Kiosk	<b>L6</b> Level 2
Library	<b>B14</b>
Linen	<b>K6</b> Level 1
Main Entrance	<b>L6</b> Level 2
Maintenance	<b>F23</b>
Maternity	<b>J8</b> Level 3
Medical Imaging/X-ray	<b>J14</b>
Medical Ward 1	<b>I2</b> Level 2
Medical Ward 2	<b>I5</b> Level 2
Medical Ward 3	<b>H13</b>
Mental Health Administration	<b>C19</b>
Mental Health Aged Care	<b>C18</b>
Mental Health Centre	<b>D8</b> Front Door
Mortuary	<b>H2</b> Level 1
Nutrition	<b>I7</b> Level 2
Occupational Therapy	<b>K8</b> Level 2
Operating Theatres	<b>J5</b> Level 3
Outpatients Clinics	<b>L21</b>
Pathology	<b>K15</b>

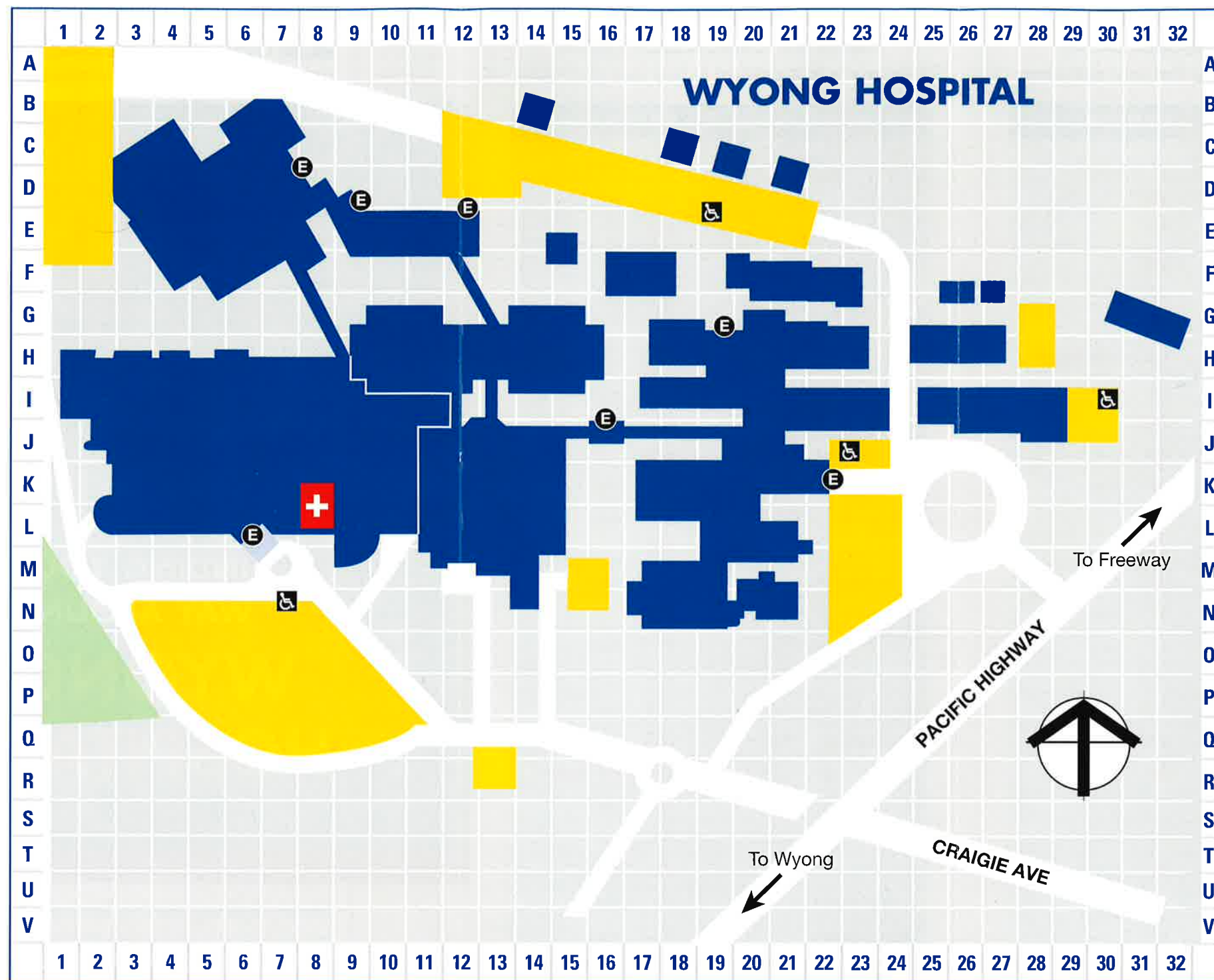
## DEPARTMENT LISTING

Use the grid references below and the hospital site map overleaf to find your destination.

DEPARTMENT NAME	MAP REFERENCE & LEVEL
Peri-operative Suite	<b>J7</b> Level 3
Pharmacy	<b>L5</b> Level 2
Physiotherapy	<b>I22</b>
Podiatry	<b>J27</b>
Public Telephones	<b>L7</b> Level 2 <b>J5</b> Level 3 <b>J21</b> <b>M13</b>
Reception	<b>K5</b> Level 2
Rehabilitation Medicine	<b>K7</b> Level 2
Rehabilitation Ward	<b>I20</b>
Respiratory Investigation Unit	<b>J6</b> Level 2
RMO Lounge	<b>K8</b> Level 3
Rotary Lodge	<b>F27</b>
Salary Office	<b>J2</b> Level 2
Security	<b>M13</b>
Short Stay Ward	<b>J9</b> Level 3
Social Work	<b>J10</b> Level 2
Speech Pathology	<b>J10</b> Level 2
Staff Cafeteria	<b>J5</b> Level 1
Staff Counsellor	<b>Louisiana House</b>
Sterilising Services	<b>J4</b> Level 3
Supply	<b>K4</b> Level 1
Surgical Admissions Centre	<b>J5</b> Level 3
Surgical Ward 1	<b>I5</b> Level 3
Surgical Ward 2	<b>I2</b> Level 3
Wyong Home Based Treatment Team	<b>C19</b>



Pacific Highway, Hamlyn Terrace 2259  
PO Box 4200, Lakehaven NSW 2263  
Telephone: (02) 4394 8000



## KEY

Parking



Disabled  
Parking



Hospital  
Buildings



Entry Points



SEE OVER  
FOR GRID  
REFERENCES  
TO ASSIST IN  
FINDING YOUR  
DESTINATION.

Welcome to Wyong Hospital.

Wyong Hospital is a major metropolitan hospital serving the growing population in the Wyong shire. It is part of Northern Sydney/Central Coast Health.

One of the most modern hospitals in NSW following its redevelopment in 2004, Wyong Hospital provides inpatient, outpatient and emergency services.

To help you find your way around the hospital, please use the map provided, in conjunction with the department listings.

If you need further help, please ask our staff for assistance.